

# Periodontograma

Fecha 25 - 10 - 2024

Apellido del paciente davila castro

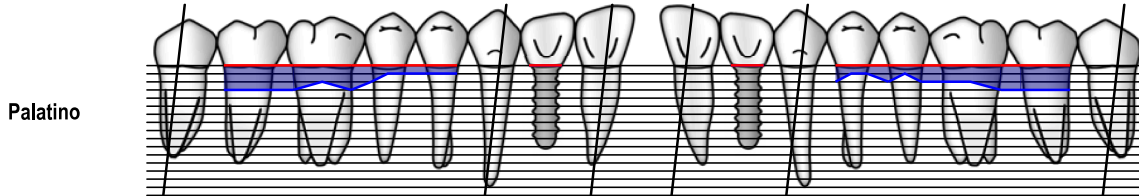
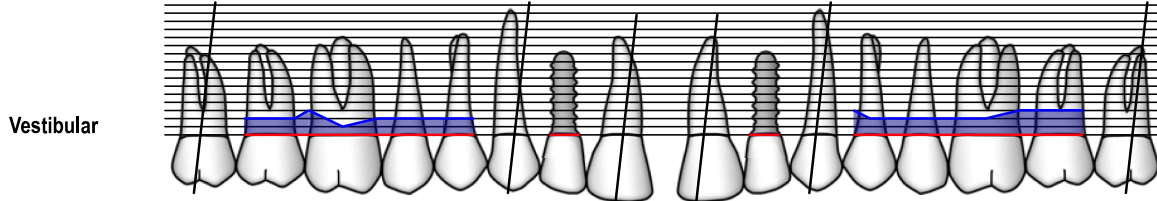
Nombre vanessa

Fecha de nacimiento

Examen inicial  Reevaluación

Clinico

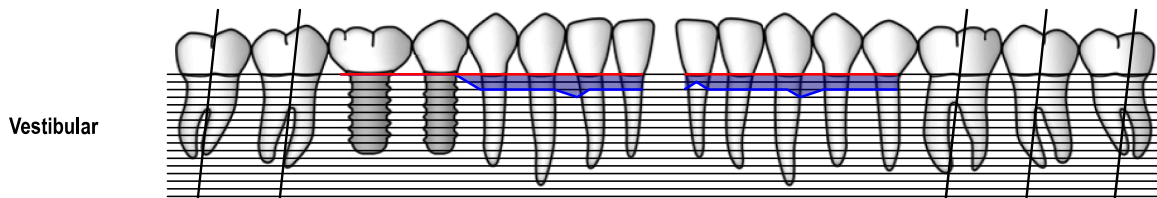
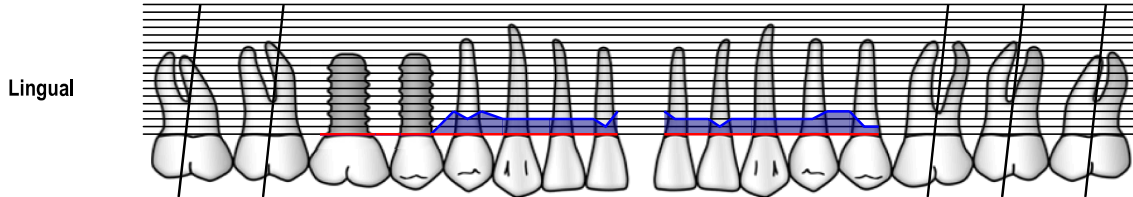
|                        |    |       |       |       |       |       |       |       |    |       |    |       |       |       |       |       |
|------------------------|----|-------|-------|-------|-------|-------|-------|-------|----|-------|----|-------|-------|-------|-------|-------|
|                        | 18 | 17    | 16    | 15    | 14    | 13    | 12    | 11    | 21 | 22    | 23 | 24    | 25    | 26    | 27    | 28    |
| Movilidad              |    | 0     | 0     | 0     | 0     |       | 0     |       |    | 0     |    | 0     | 0     | 0     | 0     |       |
| Implante               |    |       |       |       |       |       | ■     |       |    | ■     |    |       |       |       |       |       |
| Defecto de furca       |    |       |       |       |       |       |       |       |    |       |    |       |       |       |       |       |
| Sangrado al sondaje    |    |       |       |       |       |       |       |       |    |       |    |       |       |       |       |       |
| Placa                  |    |       |       |       |       |       |       |       |    |       |    |       |       |       |       |       |
| Margen Gingival        |    | 0 0 0 | 0 0 0 | 0 0 0 | 0 0 0 | 0 0 0 | 0 0 0 | 0 0 0 |    | 0 0 0 |    | 0 0 0 | 0 0 0 | 0 0 0 | 0 0 0 | 0 0 0 |
| Profundidad de Sondaje |    | 2 2 2 | 3 1 2 | 2 2 2 | 2 2 2 |       | 0 0 0 |       |    | 0 0 0 |    | 3 2 2 | 2 2 2 | 2 2 3 | 3 3 3 | 3 3 3 |



|                        |  |       |       |       |       |       |       |       |  |       |  |       |       |       |       |       |
|------------------------|--|-------|-------|-------|-------|-------|-------|-------|--|-------|--|-------|-------|-------|-------|-------|
| Margen Gingival        |  | 0 0 0 | 0 0 0 | 0 0 0 | 0 0 0 | 0 0 0 | 0 0 0 | 0 0 0 |  | 0 0 0 |  | 0 0 0 | 0 0 0 | 0 0 0 | 0 0 0 | 0 0 0 |
| Profundidad de Sondaje |  | 3 3 3 | 3 2 3 | 2 1 1 | 1 1 1 |       | 0 0 0 |       |  | 0 0 0 |  | 2 1 1 | 2 1 2 | 2 2 3 | 3 3 3 | 3 3 3 |
| Placa                  |  |       |       |       |       |       |       |       |  |       |  |       |       |       |       |       |
| Sangrado al sondaje    |  |       |       |       |       |       |       |       |  |       |  |       |       |       |       |       |
| Defecto de furca       |  |       |       |       |       |       |       |       |  |       |  |       |       |       |       |       |
| Nota                   |  |       |       |       |       |       |       |       |  |       |  |       |       |       |       |       |

Prof. de sond. periodontal medio = 1.7 mm Nivel de inserción medio = -1.7 mm 0 Índice de Placa (%IP) 26% de SAS

|                        |  |       |       |       |       |       |       |       |       |       |       |       |       |       |       |       |
|------------------------|--|-------|-------|-------|-------|-------|-------|-------|-------|-------|-------|-------|-------|-------|-------|-------|
| Nota                   |  |       |       |       |       |       |       |       |       |       |       |       |       |       |       |       |
| Defecto de furca       |  |       |       |       |       |       |       |       |       |       |       |       |       |       |       |       |
| Sangrado al sondaje    |  |       | ■     | ■     | ■     | ■     | ■     | ■     | ■     | ■     | ■     | ■     | ■     | ■     | ■     | ■     |
| Placa                  |  |       |       |       |       |       |       |       |       |       |       |       |       |       |       |       |
| Margen Gingival        |  | 0 0 0 | 0 0 0 | 0 0 0 | 0 0 0 | 0 0 0 | 0 0 0 | 0 0 0 | 0 0 0 | 0 0 0 | 0 0 0 | 0 0 0 | 0 0 0 | 0 0 0 | 0 0 0 | 0 0 0 |
| Profundidad de Sondaje |  | 0 0 0 | 0 0 0 | 3 2 3 | 2 2 2 | 2 2 2 | 2 2 2 | 2 1 3 | 3 2 2 | 2 1 2 | 2 2 2 | 2 2 3 | 3 1 1 |       |       |       |



|                        |    |    |       |       |       |       |       |       |       |       |       |       |       |    |    |    |
|------------------------|----|----|-------|-------|-------|-------|-------|-------|-------|-------|-------|-------|-------|----|----|----|
| Margen Gingival        |    |    | 0 0 0 | 0 0 0 | 0 0 0 | 0 0 0 | 0 0 0 | 0 0 0 | 0 0 0 | 0 0 0 | 0 0 0 | 0 0 0 | 0 0 0 |    |    |    |
| Profundidad de Sondaje |    |    | 0 0 0 | 0 0 0 | 2 2 2 | 2 2 2 | 3 2 2 | 2 2 2 | 2 1 2 | 2 2 2 | 2 2 3 | 2 2 2 | 2 2 2 |    |    |    |
| Placa                  |    |    |       |       |       |       |       |       |       |       |       |       |       |    |    |    |
| Sangrado al sondaje    |    |    |       |       |       |       |       |       |       |       |       |       |       |    |    |    |
| Defecto de furca       |    |    |       |       |       |       |       |       |       |       |       |       |       |    |    |    |
| Implante               |    |    | ■     | ■     |       |       |       |       |       |       |       |       |       |    |    |    |
| Movilidad              |    |    | 0     | 0     | 0     | 0     | 0     | 0     | 0     | 0     | 0     | 0     | 0     |    |    |    |
|                        | 48 | 47 | 46    | 45    | 44    | 43    | 42    | 41    | 31    | 32    | 33    | 34    | 35    | 36 | 37 | 38 |